



Sustainability Report 2019

MP-Maustepalvelu Oy (Ltd)

Contents

MP-MAUSTEPALVELU OY (Ltd)

Key information on sustainability for 2019 **3**
MP-Maustepalvelu Oy (Ltd) in brief **4**
Managing Director's review **5**
Sustainability management **6**
Megatrends and changes in the operating environment **7**

SUSTAINABILITY PROGRAMME

UN Sustainable Development Goals (SDGs) **8**
Cooperation with stakeholders **9**
Materiality analysis **10**
Sustainability themes **11**
Sustainability objectives **12**

SUSTAINABILITY WORK: 2019

RELIABLE PARTNER

Customer satisfaction – a professional partner **14**
Employees' skills and well-being **15**
Reliable partner for service providers **16**
Good partner for the area **17**

DEVELOPING A HEALTHY AND SAFE PRODUCT

Healthy products and product innovations **19**
2019 trends **20**
Certified quality and safety **21**

STRONG AND FAIR ECONOMY

Profitable business **23**
Sustainability of procurement practices **24**
The responsibility of raw material suppliers **25**

RESPONSIBILITY FOR THE ENVIRONMENT

Management of the environmental programme **27**
Logistics **28**
Energy consumption and safety **29**
Carbon footprint and water consumption **30**
Calculated carbon footprint data **31**
Waste treatment, recycling, and waste reduction **32**

Key information on sustainability for 2019

Reliable partner



81

Number of employees



99%

Of customers want to
continue working together



0

Accidents in the workplace
in 2018 and 2019

Developing a healthy and safe product



1500

Products



13

Production lines
in the factory

Strong and fair economy



31,7 M€

Net sales



4,2 M€

In exports



100%

Of partners committed to ILO
and UN agreements

Responsibility for the environment



77%

Of freight in full loads



549,0 tCO₂

Emissions from
operations



55%

Of suppliers of raw
materials that have certified
their environmental
management systems

MP-Maustepalvelu Oy in brief

Maustepalvelu is a leader in the food industry, a spice and sauce expert, and a manufacturer and supplier in Finland, located in the city of Hämeenlinna. The company was founded in its current form in 1991, but the company's history goes back more than 70 years.

Today, Maustepalvelu offers comprehensive services, from new product ideas and raw material testing, to product development, component procurement and storage, and the manufacturing and accurate delivery of customer-specific mixtures.

The company supplies more than 1,500 different products and 150 different raw materials. In 2019, Maustepalvelu's net sales was 31.7 M€. The company is part of the international Barentz Group.

The Maustepalvelu's factory is located in Hämeenlinna in the Kantola industrial area near Vanajavesi Lake. There are numerous other industries nearby, including the railway.

The company's operations are guided by our promise to the customer. Read more at www.maustepalvelu.com



Reliable and steady deliveries on time



Effortless and rapid product development



Success with our know-how

Managing Director's review

Maustepalvelu's main task is to help our customers produce safe and tasty food. We accomplish this task by stressing operational responsibility, bringing in our key perspective.

Our company's starting points include motivating and encouraging personnel, continuously developing operations, and maintaining strong profitability. A stable economy enables the development of responsible business operations. By continually investing in production equipment, we improve our environmental responsibility. In addition, as a stable company we provide superior working conditions and opportunities for personnel to educate, motivate, and develop in their careers. We value confidentiality, transparency, and honesty in all our activities.

Responsibility must also be taken into account when selecting suppliers of raw materials. As a result, we have carried out a comprehensive study on the social responsibility of our raw material suppliers. Among other things, you can read more about it in this report.

One of our key environmental objectives is to reduce the amount of packaging waste and to improve recycling practices.

The challenge for a responsible company is to find a balance between various sustainability efforts and taking into account the entire chain of operations, from supplier to customer.

Mikko Salonen
Managing Director



Sustainability management

Maustepalvelu is a Finnish company that is part of the international Barentz Group. The members of the Company's Board of Directors represent Barentz; they are Hidde van der Wal, Kees Schepers, Geert Ingelbert and Joseph van der Linden.

The Managing Director is responsible for the operational management and operating results of Maustepalvelu.

In all its operations, Maustepalvelu complies with the Barentz Group's Code of Conduct and the Ethical Guidelines of Maustepalvelu itself, which can be found on the company's website.

All the functions of Maustepalvelu meet the standards of international quality systems.

The company's operations meet the following quality standards:

- ISO 14001:2015 Environmental Management System
- ISO 9001:2015 Management Quality System
- FSSC 22000:v4.1 Food Safety System



Megatrends and changes in the operating environment

We have identified the following megatrends as influencing our operations, leading us to prepare for the inevitable changes that will come about. The most significant structural variables in our environment are the challenges to agriculture posed by climate change, digitalisation, and globalisation. The rise in demand for more healthy and natural food products is the most influential consumer trend at the moment. Additionally, a new structural risk exists due to tensions escalating in international trade policy.

Megatrend	What is the effect?
Climate change	Many spices grow in areas where extreme weather causes disruptions in agricultural cultivation, which leads to a decrease in the availability of raw materials, bringing about price increases.
Appreciation of healthy and natural foods	Consumers appreciate the healthy and natural qualities of their food. These trends will guide the direction of product development, which raises the demand for products heavy in fibre, protein, and starch.
Digitalisation	Digitalisation enhances operations, facilitates product traceability, and drives prescriptive maintenance; however, it also makes the order delivery chain vulnerable in the event of disruptions.
Increased risks in international trade	The escalation of political tensions in the world has caused disruptions in global trade. Sanctions and protectionist trade policies make it more difficult for raw materials to be transported between different countries and continents. This can weaken both import and export markets.
Globalisation	Globalisation has accelerated the transport of spices and products, which improves product availability, but the globalisation process in international trade has also led to a merging of businesses and the development of giant groups. As a result, there is a risk that international trade will only be possible between large international groups in the future. In addition, as a result of the coronavirus crisis, the possibility of global pandemics has risen as new global risk to operations.

UN Sustainable Development Goals (SDGs)

Sustainable Development Goals (SDGs) are universal targets for companies, states, and organisations. They are part of the UN 2030 Agenda. The 2030 Agenda aims to eradicate poverty, combat inequality, and prevent climate change. These targets became a focus starting in 2016.

We are committed to supporting all 17 Sustainable Development Goals. In addition, we have identified three key objectives for our stakeholders and business:



The basic idea of our entire operations and product development is to produce healthy and safe food products. We take good care of our personnel and provide comprehensive occupational health care.

Sustainability issues have been taken into account in all business operations, a positive result within the company. With this health-centric business model, we are able to continually develop the company's operations and offer long-term permanent employment. We also collaborate with the personnel to develop the company's operations.



We demand compliance with the principles of sustainable development from our raw material suppliers. We encourage our partners in different countries to act more responsibly. We act as a partner for our local community and support the development of the regional economy.

Cooperation with stakeholders

We are in regular contact with our key stakeholders through surveys, meetings, and negotiations (among other approaches). We have identified the expectations and concerns of different stakeholders, and we strive to address these areas in all our operations. Stakeholders and their perspectives on sustainability are listed below.

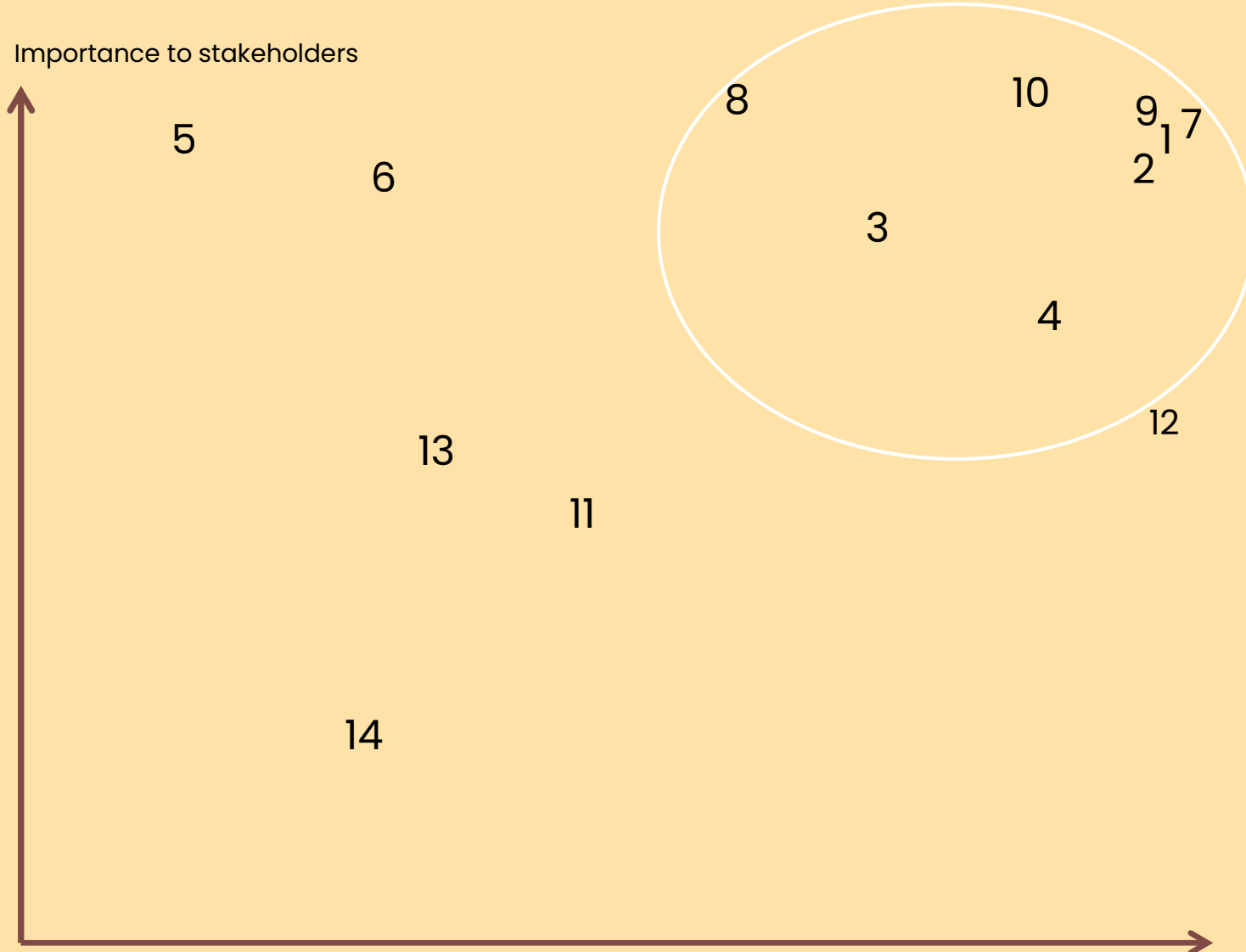
Stakeholder	Perspective
Owners	The most important thing for owners is that the business is healthy and profitable. The owners and the Board of Directors define the long-term strategic objectives for the company.
B2B customers and consumers	Customers want accurate, fast, and high-quality deliveries from the company, as well as help with the development of new food innovations, taste variations, and recipes. Product safety is the basis for action in the food sector. Consumers also want healthy food and, increasingly, natural food.
Personnel	For the personnel, the workplace creates the framework of life, bringing financial security with it. A financially stable and healthy workplace are essential for employees' overall wellbeing.
Society and the local community	Society requires companies to create useful products and services, to comply with the law and regulations, and to take into account consumers and the company's environmental responsibility. Companies are also expected to actively and openly communicate about their operations and the impacts. Our production facility has been located in Hämeenlinna for several decades. The city aims to attract more food companies to the area. We support the city in this effort, which benefits both sides. Our common goal is to attract skilled labour to the region, to provide stable and responsible jobs, and to generate tax revenue for the city to help develop the region's prosperity.
Partners – Service Providers	The most important service partners provide us transportation and logistics, cleaning, and laboratorial research. In addition, legal and security services will be purchased from outsourced providers. Partners expect long-term contracts and a relationship based on trust.
Raw material suppliers	The raw materials are sourced from approved domestic and international suppliers. Raw material suppliers are our key partners with whom we create new innovations. Raw material suppliers expect a long-term customer relationship, and we expect consistent, reliable, and on-time deliveries of raw materials.

Materiality analysis

Stakeholder surveys

Customer and partner satisfaction with product quality and delivery is monitored through a continuous customer feedback system. The responsibility of raw material suppliers was last assessed in a survey conducted in 2018. Staff satisfaction is measured every two years.

In addition, key stakeholder representatives were interviewed in connection with this report. In the surveys aimed at stakeholders, the operation of Maustepalvelu has been described as very responsible.



Importance to the environment

Sustainability themes

Our sustainability report is divided into the four most important sustainability themes. With regard to these themes, we defined long-term sustainability objectives. These objectives and the progress, as well as achievements, for 2019 have been presented one theme at a time. In addition, they are listed in the sustainability programme objectives (p.12).

The first theme is concerning social responsibility; the second is concerning products and product development; the third is concerning financial responsibility; and the fourth is concerning environmental responsibility.



Reliable partner

- Customer satisfaction
- Reliable partner
- Staff's skills and wellbeing
- Good partner for the region and service providers



Developing a healthy and safe product

- Health-centric products and product innovations
- Product safety and quality
- Strong and fair economy



Profitable business





- Responsibility of procurement practices
- Responsibility of raw material suppliers
- Responsibility for the environment



Logistics

- Energy efficiency of the plant
- Waste treatment, recycling, and waste reduction
- Carbon footprint
- Water consumption

Sustainability objectives

Sustainability theme	Sustainability perspective	Targets for 2020–2025	Achievements in 2019
Reliable partner 	<ul style="list-style-type: none"> Customer satisfaction Improving staff's wellbeing and skills A skilled partner for customers 	<ul style="list-style-type: none"> Net Promoter Score (NPS) stays above 50 points No product returns exceeding a severity of 5 (see p. 21) Customer promise: maintaining security of supply/delivery No accidents at work Annual submission of the Raw Material Review Improving and increasing communication for staff and customers, e.g. through press releases Maintaining continual staff training 	<ul style="list-style-type: none"> NPS at 56 (see p. 14) No products returned exceeding a severity of 5 (see p. 21) No accidents at work Delivered a Raw Material Review to customers Security of customer deliveries: 99%
Developing a healthy and safe product 	<ul style="list-style-type: none"> Product safety 	<ul style="list-style-type: none"> No product recalls Less than 0.8 error feedback points per 100t kilograms of production New equipment purchases "Most excellent" quality result in Finnish "Oiva" inspections of self-monitoring 	<ul style="list-style-type: none"> No product recalls In 2019, 0.87 error feedback points per 100t kilograms of production "Good" quality result in Finnish "Oiva" inspection
Fair economy 	<ul style="list-style-type: none"> Profitable business Sustainable procurement practices Ensuring social responsibility of suppliers (responsibility of the supply chain) Anti-corruption 	<ul style="list-style-type: none"> Profitable and growing business 	<ul style="list-style-type: none"> Created the Code of Conduct agreement, delivering it to all partners Conducted extensive survey on suppliers' commitment to social responsibility and corruption prevention
Responsibility for the environment 	<ul style="list-style-type: none"> Optimising logistics Waste management and recycling Reducing losses Energy efficiency at the plant Water consumption 	<ul style="list-style-type: none"> Container/full car transport: 80% Reduction of internal transport Share of energy waste in total waste: 80% Packaging material of manufactured products less than 1.1% Electric energy consumption: 0.13 kWh/manufactured kg Water consumption: 0.5l/manufactured kg 	<ul style="list-style-type: none"> 77% of shipments in full containers Share of energy waste in total waste: 56% Quantity of packaging materials for manufactured products: 1.2%/manufactured kg (the number has decreased for several years in a row) Electric energy consumption: 0.13 kWh/manufactured kg Water consumption: 0.55l/manufactured kg

A photograph of four bowls of Thai dipping sauces arranged on a rustic wooden table. The bowls contain: a red chili sauce with sesame seeds, a white sauce with green onions, a white sauce with fried onions and cilantro, and a white sauce with red chili slices and cilantro. Fresh ingredients like green onions, red chili peppers, and garlic are scattered around the bowls. The text "Reliable partner" is overlaid in the center.

Reliable partner

Customer satisfaction – a professional partner

Our customers mainly operate in the food industry, including businesses such as prepared food manufacturers, meat processing plants, dairy companies, and bakeries.

In the food industry, product safety is a basic requirement for all activities. It is also essential for our customers' businesses to ensure fast and secure product delivery, with packaging sizes being appropriate and easy to use.

Product safety and good customer service are dependent on our procurement chain, which is the foundation of our expertise. We monitor changes in the world's taste trends and the availability of raw materials. We help our customers develop new products. We offer our customers a variety of customized flavours, and every year we launch dozens of new products.

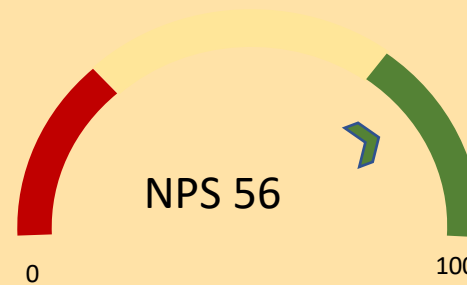
We conduct an extensive customer satisfaction survey every two years, most recently in 2019, and we also continuously monitor customer satisfaction through customer surveys and customer meetings (among other approaches).



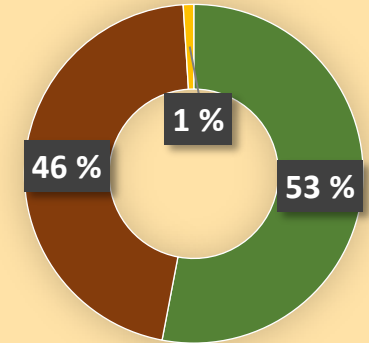
Customers are particularly satisfied with the company's customer service, reliability as a professional partner, and quality of products and services.

Net Promoter Score

Total responses: 98

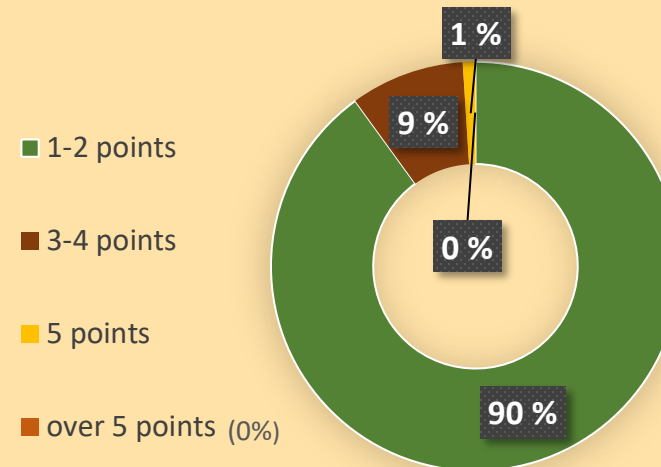


Customer loyalty



- Purchased more
- Purchased same as previously
- Decreased purchases/Don't know

Product error feedback scoring*

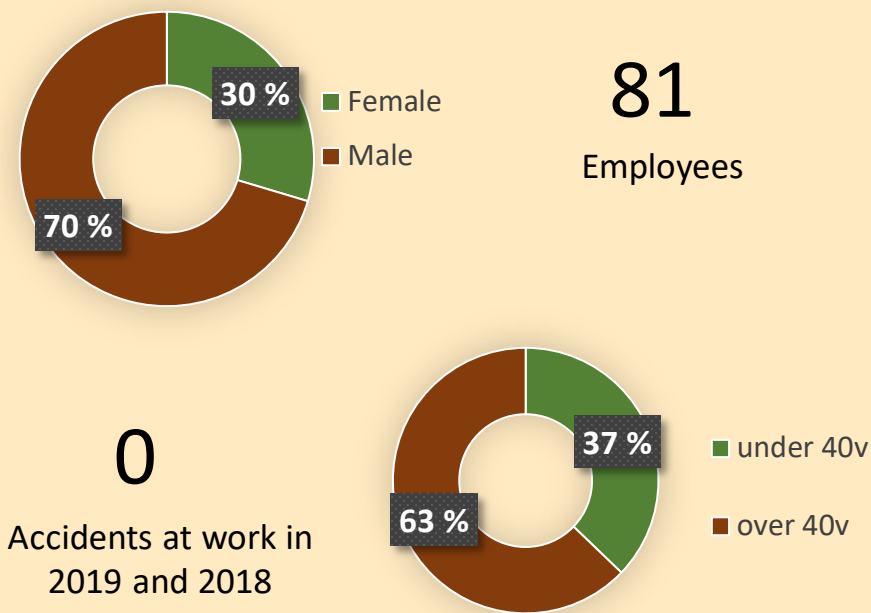


- 1-2 points
- 3-4 points
- 5 points
- over 5 points (0%)

* Feedback is scored according to severity. Points of 5 and higher translates to a disruption in the customer's operations (read more on p.21).

Employees' skills and well-being

Personnel



- 93% of employees are full-time
- There have been 22 'near misses' in accidents (2019)
- Sick leave was at 8% for production workers and at 2% for other employees

In developing the wellbeing of our personnel, we invest in good and equitable management, as well as maintaining a safe working environment. Continuous development of employees' skills is also important to us.

The aim is to maintain and improve working conditions, the safety of the individual and the work community, overall health, and mental wellbeing and safety.

As most of our employees have been working for us for decades, ageing has become topical. As a result, we offer comprehensive occupational health benefits to our personnel, as well as related tools and services to improve physical and mental wellbeing. In addition, we have introduced programmes to prevent workplace harassment and substance abuse.

The opinion of the personnel is important to us. We have introduced a system to collect initiatives and ideas from our personnel to highlight areas of development.

We conduct an extensive employee satisfaction survey every two years. The 2019 Employees' Satisfaction Survey showed that our personnel's work satisfaction is high.

Based on the results of the survey, supervisor training will be offered in 2020 and internal information initiatives will be developed.

Reliable partner for service providers

Maustepalvelu purchases services from external service providers, spending more than a million euros annually. The company's main external service providers are responsible for cleaning and the logistics of the production facility. Cleaning is an important part of the food company's production safety, and good cooperation with the cleaning service providers plays a key role in ensuring the high quality of production.

Interview

We have had a contract to clean the production facilities of Maustepalvelu since 2013. Approximately nine cleaners, service instructors, and service supervisors regularly work on the premises. Cleaning at the production plant requires special expertise as well as an understanding of the company's operations. Our employees have received RTK-Palvelu Oy's three-step orientation and target-specific orientation by Maustepalvelu's managers. We cooperate with Maustepalvelu's assigned contacts on a daily basis. Cooperation has been open and straightforward.

When it comes to cleaning, we strive to continually reduce the environmental impact without compromising hygiene and cleanliness. We use equipment and cleaning methods that allow us to reduce the use of chemicals. We rationalise needed transportation in order to reduce emissions. We prefer durable and high-quality tools and machines. We recycle extensively and avoid disposable packaging and unnecessary use of plastic. We comply with OHSAS 18001:2007, ISO 14001:2015, and ISO 9001:2015 standards.

Kirsi Kolehmainen, Head of Unit, RTK-Palvelu Oy



Good partner for the area

Maustepalvelu's production plant is located in Hämeenlinna in the Kantola area, where it has been located since the 1950s. Over the years, the factory and surrounding properties have been renovated, with the purpose of many buildings changing over time.

Maustepalvelu works closely with HAMK, a local polytechnic institution, and offers summer jobs and internships for students. Many students have also ended up as permanent employees.

Many other food business operators are located in Hämeenlinna, and the city wants to further develop the food industry cluster.



Interview

Maustepalvelu and the city of Hämeenlinna have a long history together. Companies that operate on a long-term basis are valuable for maintaining employment and tax revenue for the city. When they conduct research and development, leading to success in the global market, they create a lot of added value for the whole city. Such companies create faith in the future and activity in the city. Maustepalvelu is such a company.

The food industry, as a whole, is an important industry for the city. Companies support each other, and the subcontracting chain benefits all, leading to continual business growth. All of this has far-reaching positive effects.

Timo Kenakkala, Mayor of Hämeenlinna



Developing a healthy and
safe product

Healthy products and product innovations

A pleasant taste is an essential characteristic in food. If the food does not taste good, it ends up being wasted, and the entire production chain has done unnecessary work, with raw materials wasted.

We constantly research changes in consumer trends and we explore them together with our customers. We also publish related communications on our website to help with product development.

Consumers also value healthy and natural food. This also guides the direction of product development and raises the demand for certain raw materials for various fibres and plant proteins, among other things.

We take nutritional and health considerations into account in our product development, and together with our customers, we create healthy products that consumers can safely enjoy.



2019 TRENDS



Demand for vegetable proteins continued to grow

The consumption of vegetarian and vegan food continued to grow in 2019, and thus, the demand for vegetable protein products also grew. Maustepalvelu offers vegetable proteins in several forms, like powders, flakes, chips, and other forms. Vegetable protein products are often made from naturally protein-rich vegetables, such as soy, peas, and wheat. Products can also be manufactured without soybeans, and they can also be manufactured to be gluten-free.

BBQ

2019 was a year of strong tastes. One long-time favourite was BBQ. There are many different variations in this taste, not only traditional North American variations. Our product development is constantly looking for new variations to develop BBQ tastes.



Taste experiences from around the world

Asian and Middle Eastern tastes have been on the rise for a long time. The popularity of Asian tastes in particular is also linked to the current health-conscious eating trend. New taste experiences have been sought in countries such as Japan, Korea, and the Philippines.

Certified quality and safety

Our operations meet the requirements of quality, environmental, and product safety standards, which are monitored through internal and external audits.

Samples of incoming batches of raw materials and prepared mixtures are examined in accordance with a pre-prepared risk assessment plan. The plan also includes continuous monitoring of the cleanliness of production facilities and equipment, as well as continuous monitoring of traceability through the ERP system.

The effectiveness of self-monitoring is supervised by the local authority's "Oiva" inspections. Our goal is to earn the "Most Insightful" audit result. Our results are available on our website, exercising full transparency. There are plans to invest in new production equipment in the near future that will further improve our safety measures. The new equipment can handle a larger number of products and reduce the risk of contamination, such as the accidental mixing of allergens between different batches of products. This will further increase the safety of our products.

Error scoring system

We also monitor the safety of our products with a product feedback scoring system. In the scoring system, scoring a 5 means the customer's production has been affected, and scoring a 10 means there is a serious error in the product, which causes an interruption in a customer's production process. No such serious product errors have occurred. Error feedback of less than 5 points indicates a lower-scale error. Our goal is that we do not receive any product error feedback of more than 5 points. We have hit this target for three years. Our future goal is to get an average of 0.8 points on product error feedback for every 100,000 kilos we produce.



Strong and fair economy

Profitable business

Profitable business ensures the longevity of the company. Maustepalvelu has been operating a steady and profitable business for 70 years.

Development of sales and exports (t€)



The production turnover of Maustepalvelu in 2019 was 31.7 M€. Net sales rose by around 4% when compared to the previous year. About 13% of the company's turnover comes mainly from exports to Western Europe. The total value of exports has almost quadrupled from 2015 to 2019.



Sustainability of procurement practices

Maustepalvelu is part of the international Barentz Group and is committed to its Code of Conduct, which can be found in full on the Barentz Group's website.

Maustepalvelu's ethical operating principles are based on international agreements, declarations, and standards. These include the UN Guiding Principles on Business and Human Rights, the ILO conventions, the Ethical Trade Initiative (ETI) statutes, the 10 principles of the UN Global Compact, and the UN Principles for Sustainable Development.

Maustepalvelu observes and requires all of its partners to apply and follow all applicable national and international laws and standards.

The key elements of our operating principles and code of conduct are as follows:

1. Respect for human rights

We respect human rights and do not allow forced or child labour. Human rights are the backbone of our society, and the Barentz Group's personnel policy has been developed with this in mind. We adhere to equal opportunities for employment. We expect suppliers to refrain from using child labour in the production of ingredients and to comply with national and local legislation.

2. Open and honest business

We continually practice honesty and transparency in our business. Our employees and managers support fair business and require strict compliance with competition laws. We do not tolerate bribery, corruption, or fraud. We avoid conflicts of interest. We comply with security legislation while processing personal data.

3. The environment

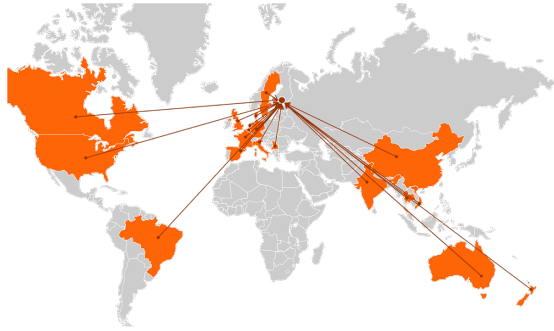
We are committed to combining economic and environmental sustainability in all of our products. We identify, monitor, and reduce the environmental impact of our operations and take measures to protect the environment.

4. Security

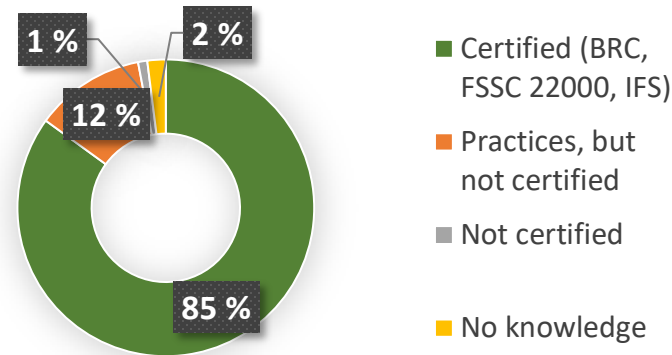
We are committed to high safety standards, healthy working conditions, and the continuous improvement of working conditions for both our employees and contractors. We ensure the quality and safety of our products for consumers.

The responsibility of raw material suppliers

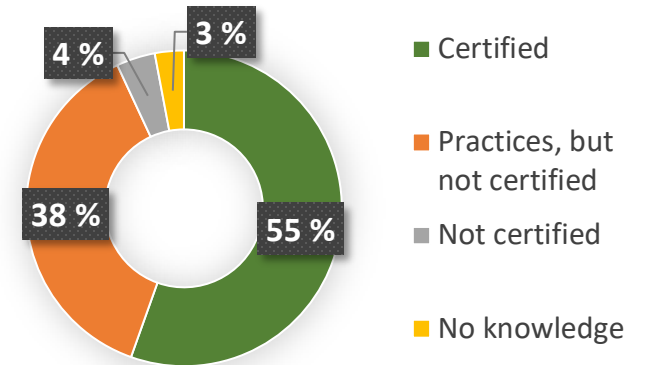
During 2018 and 2019, we surveyed more than 160 of our raw material suppliers with an updated supplier survey on social responsibility. Some suppliers produce raw materials from BSCI (high risk) countries.



Product safety system



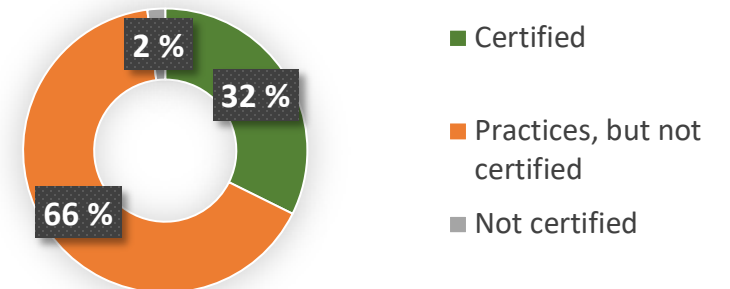
Environmental liability system



Results in brief

- 105 of the raw material suppliers that responded are members of Sedex.
- 126 suppliers have a certified quality system; other suppliers (34) had an uncertified quality system practice.
- 103 suppliers of raw materials have a certified environmental management system, and 61 suppliers comply with environmental policy.
- 54 had a certified social responsibility system; 112 suppliers were in progress of implementing a social responsibility system, but have not certified it yet.
- More than half of raw material suppliers have a standardised product safety system that includes the prevention of fraud and sabotage.
- All suppliers have at least commitments (policy or opinion) to comply with discrimination, forced labour, and child labour, while respecting the freedom of association and assembly of workers and compliance with collective agreements.
- All suppliers were committed to ensuring a safe and clean working environment for employees, as well as a sufficient basic income.
- All suppliers were committed to respecting the physical integrity of employees, including when requesting them to work overtime.

Social responsibility system



An aerial photograph of a large, multi-story red brick building complex, likely a university or government facility. The building has several interconnected wings with red-tiled roofs. It is surrounded by lush green trees and manicured lawns. Several parking lots with numerous cars are visible around the building. The overall scene is well-maintained and green.

Responsibility for the environment

Management of the environmental programme

Maustepalvelu has premises totalling approximately 9,000m², of which approximately 7,500m² is used for production. The objective of the environmental responsibility of Maustepalvelu is to manage energy use at the production plant, reduce the amount of waste in the operating chain, and minimise transportation emissions where possible.

The company has implemented an environmental programme based on environmental policy and environmental objectives, which are approved by the Managing Director.

The environmental policy and objectives are audited annually.

The aspects of environmental policy and objectives are as follows:

- Raw material packaging waste
- Transport of raw materials
- Packaging materials for products
- Transport of finished products
- Energy use
- Water consumption



Logistics

Logistical functionality is critical to the company's operations, as the logistics chain extends from import to customer deliveries. The chain has been refined over the years and efforts are being made to reduce the environmental footprint of freight transport. All cargo on ships and on wheels are carried out as fully loaded as possible to increase efficiency. During competitive tendering, the reduction of emissions is taken into account. The aim is that 77% of the shipments will be carried out using the full capacity of the vehicle or container. In 2019, the target was 77%. The transport of raw materials accounts for approximately 60% of the company's carbon footprint.

Interview

"We have been working with Maustepalvelu's domestic transportation system for over 20 years. Schenker's operations are based on a network of regional terminals. In practice, this means that we combine as many deliveries as possible and maximise the utilisation rate of our vehicles, and of course the mileage will thusly be as low as possible.

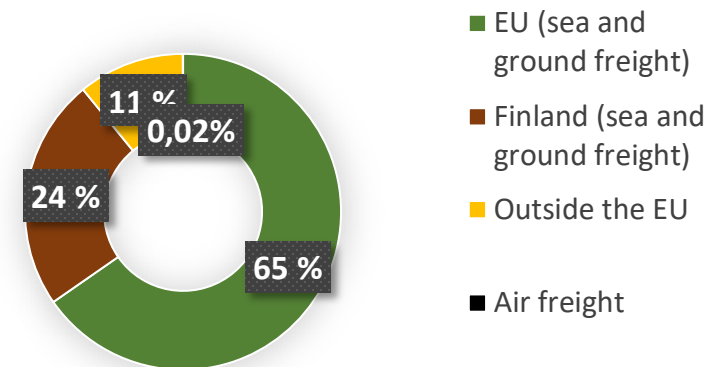
We have also developed traffic control by combining load spaces from different directions at our HUB terminals. In this way, we will also reduce emissions by reducing the mileage of our vehicles.

We are constantly renewing our fleet for lower-emission vehicles.

We have reduced harmful greenhouse gas emissions from our light distribution fleet by introducing renewable diesel in Helsinki and Turku, and this has enabled us to significantly reduce greenhouse gas emissions in these cities."

Aku Torniainen, Sales Manager, Schenker Oy

Distribution of transport



Energy consumption and safety

Energy consumption

The total energy consumption of the plant is 1,127.8 MWh. The plant is not connected to the district's heating network; heat energy is produced with electricity and air-to-water heat pumps. It is estimated that 21.8% of purchased electricity is wind power, 2.2% hydropower, and 1.1% solar power or other renewable energy sources.

With regard to energy consumption, the aim is to keep the use of energy at the previous year's level, taking into account production volumes and possible changes to premises and equipment. Energy consumption is monitored in relation to production.

In 2019, the company's energy consumption, relative to kilogram of production, was 0.13 kWh. The company does not own any transportation equipment. The company cars, however, were driven 58,000 miles.

Electricity consumption 2017-2019

The attached graph shows in blue the ratio of consumed energy compared to the finished product.

The orange line indicates the consumption goal.

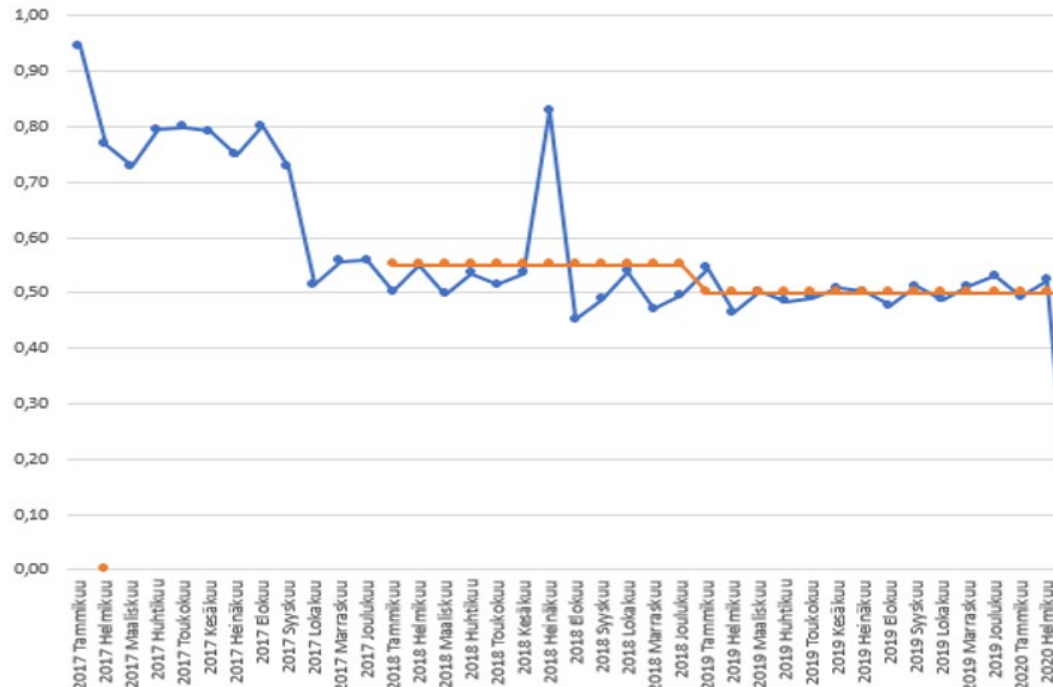
Our target in 2020 is to consume only 0.13 kWh of energy per kilogram of manufactured product. To achieve this goal, we implemented changes to our heating system in 2017.



Carbon footprint and water consumption

Maustepalvelu operates in an area where water availability, including pollution in general, is not a topic of any consequence. During production, our water consumption is very low. Water is mainly used for washing and cleaning. The water used is obtained through the municipal water supply network, and the wastewater is discharged to the municipal wastewater plant. Relative to the production volume, water consumption was approximately 0.55 l/unit of production. The aim is to reduce consumption by half a litre, i.e. to achieve a level of water consumption of 0.50 l/unit of production. In order to achieve this objective, dry cleaning facilities for production equipment and other equipment will be explored.

Veden käyttö-ltr/valmistus-kg 2017-2019



Water consumption 2017-2019

The attached graph shows in blue the ratio of water consumed compared to the finished product produced.

The orange line indicates the goal.

Calculated carbon footprint data

The carbon footprint of Maustepalvelu consists of the transportation of raw materials, electricity consumption, waste treatment, and business travel. In order to reduce the carbon footprint of the plant, there are plans to install solar panels, as well as other environmentally focused initiatives.

The company's carbon footprint was 549.0 tCO₂-ekv, and relative to the product kilograms sold, it equaled 6.1 gCO₂-ekv/sold kg (sales volume 9 million kg).

Carbon footprint 2019
549,0 tCO₂

CALCULATED CARBON FOOTPRINT DATA

- The CO₂ emissions of Maustepalvelu has been calculated in accordance with the GHG Protocol standard.
- There is no direct source of CO₂ emissions (Scope 1) as the company does not use thermal energy; the heat is produced with electricity using air-to-water heat pumps. The company also does not have its own transportation equipment.
- Indirect CO₂ emissions (Scope 2), however, consist of emissions from purchased electricity. The origin of purchased electricity is Nordic Green Oy/Elenia Oy.
- Indirect CO₂ emissions (Scope 3) include transport and cargo purchased from third parties, the use of company cars, business travel, and waste management.
- Freight and transport include shipments of raw materials to the production facility. Customer shipments of finished products are excluded.

Scope 2	Quantity	Unit	CO2 emissions (kg-ekv)	Share of emissions %
Electricity	1,127,704	kWh	178 177,23 ¹⁾	32,4
Scope 3				
Transport and freight	7 389 ²⁾	tKg	332 788,52	60,0
Company car benefit and business travel	3)	3)	18 277,80	3,3
Waste management	17,8 ⁴⁾	tKg	19 828,29	3,6
Total CO2 emissions			549 071,84	

1) Electricity emission factor calculated as 158.00 gCO₂, based on Statistics Finland's emission factor for general electricity 2017.

2) Transport includes the shipping of raw materials from the original source to the production plant (well to wheel, EU and non-EU). Transportation kilometres and CO₂ emissions are reported in the transport companies' reports. Customer transports of finished products are excluded.

3) The company has two company cars. In addition, the personnel flew throughout Finland and Europe for business trips.

4) The company recycled 17.8 t waste in 2019, of which 50% was energy waste, 30% mixed waste, and the rest cardboard.

Waste treatment, recycling, and waste reduction

Packaging waste—such as cardboard, paper, plastic, wood, and metal—is sorted at the company's production facility. The aim is to recycle waste as much as possible and use rest of the waste in energy production in order to minimise the amount of waste that goes to the landfill.

Contracts demand raw materials suppliers provide information on packaging materials. Our goal is to avoid purchasing raw materials packaged in metal containers whenever other packaging material options are suitable (without negatively affecting the quality of the raw material). Metal extracts are not suitable for metal collection due to the residues that remain.

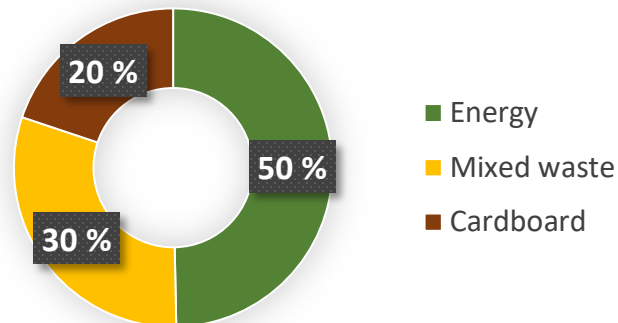
An important part of the company's customer service focus is tailoring the composition and packaging size of the products to suit our customers' production facilities. This approach increases the consumption of plastic packaging materials to some extent. However, in each batch of products the amount of plastic packaging material used is optimised to control unnecessary packaging waste.

The company monitors the amount of waste in relation to the production volume. In 2019, a total of 185,598 kg of waste was generated, which corresponds to 2.3% per kilogram of the plant's production.

Objectives for 2020 and 2021

- Reduce waste by 1.8% per kilogram of manufacturing
- Improve the collection of clear plastic and cardboard
- Reduce losses

Waste recycling 2019





Release Date: September 30, 2020, Hämeenlinna

This sustainability report follows the GRI sustainability reporting standard, but is not a GRI report. HAMK's students' theses have been utilised in the production of the report.