



Sustainability report 2022

MP-Maustepalvelu Ltd

Contents

MP-MAUSTEPALVELU OY (Ltd)

Key Sustainability Data for 2022 **3**
MP-Maustepalvelu Oy (Ltd) in Brief **4**
Managing Director's Review **5**
Sustainability Management **6**
Megatrends and Changes **7**

SUSTAINABILITY PROGRAM

UN Sustainable Development Goals **8**
Cooperation with Stakeholders **9**
Materiality Analysis **10**
Sustainability Themes **11**
Sustainability Objectives **12**

SUSTAINABILITY WORK 2022

RELIABLE PARTNER

Customer Satisfaction – A Professional Partner **14**
Employees' Skills and Well-Being **15**
Reliable Partner for Service Providers **16**
Good Partner for the Community **17**

DEVELOPING A HEALTHY AND SAFE PRODUCT

Healthy Products and Product Innovations **19**
Trends: 2022 **20**
Certified Quality and Safety **21**

STRONG AND FAIR ECONOMY

Profitable Business **23**
High-Quality Growth Through an Investment Plan **24**
Code of Conduct **25**
The Responsibility of Raw Material Suppliers **26**

RESPONSIBILITY FOR THE ENVIRONMENT

Management of the Environmental Program **28**
Logistics **29**
Energy Consumption **30**
Transition to Wind Energy **31**
Water Consumption **32**
Carbon Footprint **33,34**
Waste Treatment, Recycling, and Waste Reduction **35**

Key Information for 2022 Sustainability

Reliable partner



77

Employees



99%

of Customers Want To
Continue Working Together



3

Accidents in the
Workplace in 2022

Healthy and safe products



1900

Product Items



14

Production Lines
In the Factory

Strong and fair economy



37,2 M€

Net Sales



100%

of Partners Committed
To ILO and UN International
Agreements



6,0 M€

In Exports

Responsibility for the environment



71%

of Freight in Full Loads



457,95 tCO2

Emission from Operations



100%

of Raw Materials Suppliers Have
Certified Their Environmental
Management System

MP-Maustepalvelu Oy (Ltd) in Brief

MP-Maustepalvelu Oy is Finland's leading expert, manufacturer, and supplier of food components, spices, and food raw materials. It is located in Hämeenlinna. The company was founded in its current form in 1991, but its history spans 75 years, from 1948.

Today, Maustepalvelu offers comprehensive services, from new product ideas and raw material testing, to product development, component procurement, and storage, to the manufacturing and accurate delivery of customer-specific mixtures.

The company supplies more than 1,900 different products and 900 different raw materials. In 2022, its spice service's turnover was €37.2 million. The company is part of the international [Barentz Group](#).

The Maustepalvelu's factory is located in Hämeenlinna in the Kantola industrial area, near Vanajavesi Lake. There are numerous other industries nearby, including the railway.

The company's operations are guided by our promise to the customer. Read more at www.maustepalvelu.com



Reliable and Steady Deliveries on Time



Effortless and Rapid Product Development



Success with Our Know-How

Managing Director's Review

At MP-Maustepalvelu Oy (Ltd), our basic task is to provide our customers with first-class raw materials while keeping our operations sustainable. We have taken this responsibility into account above all in the selection of raw material suppliers and in our own operations.

The starting points of our company's operations include motivation and encouragement of our personnel, continuous development of our operations, and profitability. We want to provide good conditions for our personnel to develop their skills, motivation, and progress in their careers. Our stable economy enables the development of sustainable business operations, and by investing in production equipment, we improve our environmental sustainability.

We also take into account ESG (environmental, social, and governance) matters when choosing raw material suppliers. We have conducted a comprehensive survey on the social sustainability of our suppliers in 2022.

The removal of pandemic restrictions, Russia's invasion to Ukraine and the drought in Europe in the summer created a major shortage in the market and raised prices by tens of percent. The consumption in many commodities has also increased at a record pace. Securing the supply of raw materials has required great efforts from the entire organization. Our excellent relations with suppliers and business partners have made the situation easier for us. Delivery reliability in 2022 remained at a good level.

Some of our key environmental goals are to reduce packaging waste, improve recycling efficiency, and manage energy consumption at our Hämeenlinna factory. We have therefore switched to emission-free Ilmatar wind energy, which will reduce our carbon footprint by about a quarter in the following years.

With these measures, we will ensure that our business will continue to be responsible, serve our customers in a first-class manner, and continue to build on our robust pillars of support: health and wellbeing, decent work and economic growth, and cooperation and partnership.



Mikko Salonen
Managing Director

Sustainability Management

Maustepalvelu is a Finnish company that is part of the international Barentz Group. The members of the company's Board of Directors are Hidde van der Wal and Kees Schepers, representing Barentz, and Derk Jan Terhorst as deputy member. Mikko Salonen acts as the Managing Director.

The Managing Director is responsible for the operational management and results of Maustepalvelu.

In all its operations, Maustepalvelu complies with the Barentz Group's code of conduct and the Ethical Guidelines of Maustepalvelu itself, which can be found on the company's website.

All the functions of Maustepalvelu meet the standards of international quality systems.

The company's operations meet the following quality standards:

- ISO 14001:2015 Environmental Management System
- ISO 9001:2015 Management Quality System
- FSSC 22000:v5.1 Food Safety System



Megatrends and Changes

We have identified the following megatrends influencing our operations, leading us to prepare for the inevitable changes that will come about. The most significant structural variables in our environment are digitalization, globalization, and the challenges to agriculture posed by climate change. The rise in demand for more healthy and natural food products is the most influential consumer trend at the moment. An increase in tensions in international trade policy and the pandemic have emerged as new structural risks.

MEGATREND

WHAT IS THE EFFECT?

Climate change

Many spices grow in areas where extreme weather causes disruptions in agricultural cultivation, which leads to a decrease in the availability of raw materials, bringing about price increases.

Appreciation of healthiness and naturalness

Consumers appreciate the healthy and natural qualities of their food. These trends will guide the direction of product development, which raises the demand for products heavy in fiber, protein, and starch.

Digitalization

Digitalization enhances operations, facilitates product traceability, and drives prescriptive maintenance; however, it also makes the order delivery chain vulnerable in the event of disruptions.

Difficulty in international trade

The escalation of political tensions in the world has caused disruptions in global trade. Sanctions and protectionist trade policies make it more difficult for raw materials to be transported between different countries and continents. This can weaken both import and export markets.

Globalization

Globalization has accelerated the transport of spices and products, which improves product availability, but the globalization process in international trade has also led to a merging of businesses and the development of giant groups. As a result, there is a risk that international trade will only be possible between large international groups in the future. In addition, as a result of the COVID-19 crisis, the possibility of global pandemics has risen as new global risk to operations.

UN Sustainable Development Goals

The Sustainable Development Goals (SDGs) are universal goals for companies, states, and organizations alike. They are part of the UN's 2030 Agenda, which aims to eradicate poverty, combat inequality, and prevent climate change. The targets entered into force in 2016.

We are committed to supporting all 17 Sustainable Development Goals. In addition, we have identified three key objectives for our stakeholders and business:



We demand compliance with the principles of sustainable development from our raw material suppliers. We encourage our partners in different countries to act more responsibly. We act as a partner for our local community and support the development of the regional economy.



The basic idea of our entire operations and product development is to produce healthy and safe food products. We take good care of our personnel and provide comprehensive occupational health care.



Sustainability issues have been taken into account in all business operations, a positive result within the company. With this health-centric business model, we are able to continually develop the company's operations and offer long-term permanent employment. We also collaborate with the personnel to develop the company's operations.

Cooperation with Stakeholders

We are in regular contact with our key stakeholders, including through surveys, meetings, and negotiations. We have identified the expectations and concerns of different stakeholders that we strive to address in all our operations. The stakeholders and their perspectives on sustainability are listed below.

STAKEHOLDER GROUP	PERSPECTIVE
Owners	The most important thing for owners is that the business is healthy and profitable. The owners and Board of Directors define the long-term strategic objectives for the company.
B2B customers and consumers	Customers want accurate, fast, and high-quality deliveries from the company, as well as help with the development of new food innovations, taste variations, and recipes. Product safety is the basis for action in the food sector. Consumers also want healthy and, increasingly, natural food.
Personnel	For the personnel, the workplace creates a framework of life, bringing financial security with it. A financially stable and healthy workplace is essential for employees' overall wellbeing.
Society and local community	Society requires companies to create useful products and services, to comply with the law and regulations, and to take into account consumers and the company's environmental responsibility. Companies are also expected to actively and openly communicate about their operations and impacts. Our production facility has been located in Hämeenlinna for several decades. The city aims to attract more food companies to the area. We support the city in this effort, which benefits both sides. Our common goal is to attract skilled labor to the region, to provide stable and responsible jobs, and to generate tax revenue for the city to help develop the region's prosperity.
Cooperation partners – service providers	The most important service partners provide us transportation and logistics, cleaning, and laboratorial research. In addition, legal and security services will be purchased from outsourced providers. Partners expect long-term contracts and a relationship based on trust.
Raw material suppliers	Our raw materials are sourced from approved domestic and international suppliers. Raw material suppliers are our key partners, with whom we generate innovation. Raw material suppliers expect a long-term customer relationship, and we expect consistent, reliable, and on-time deliveries of raw materials.

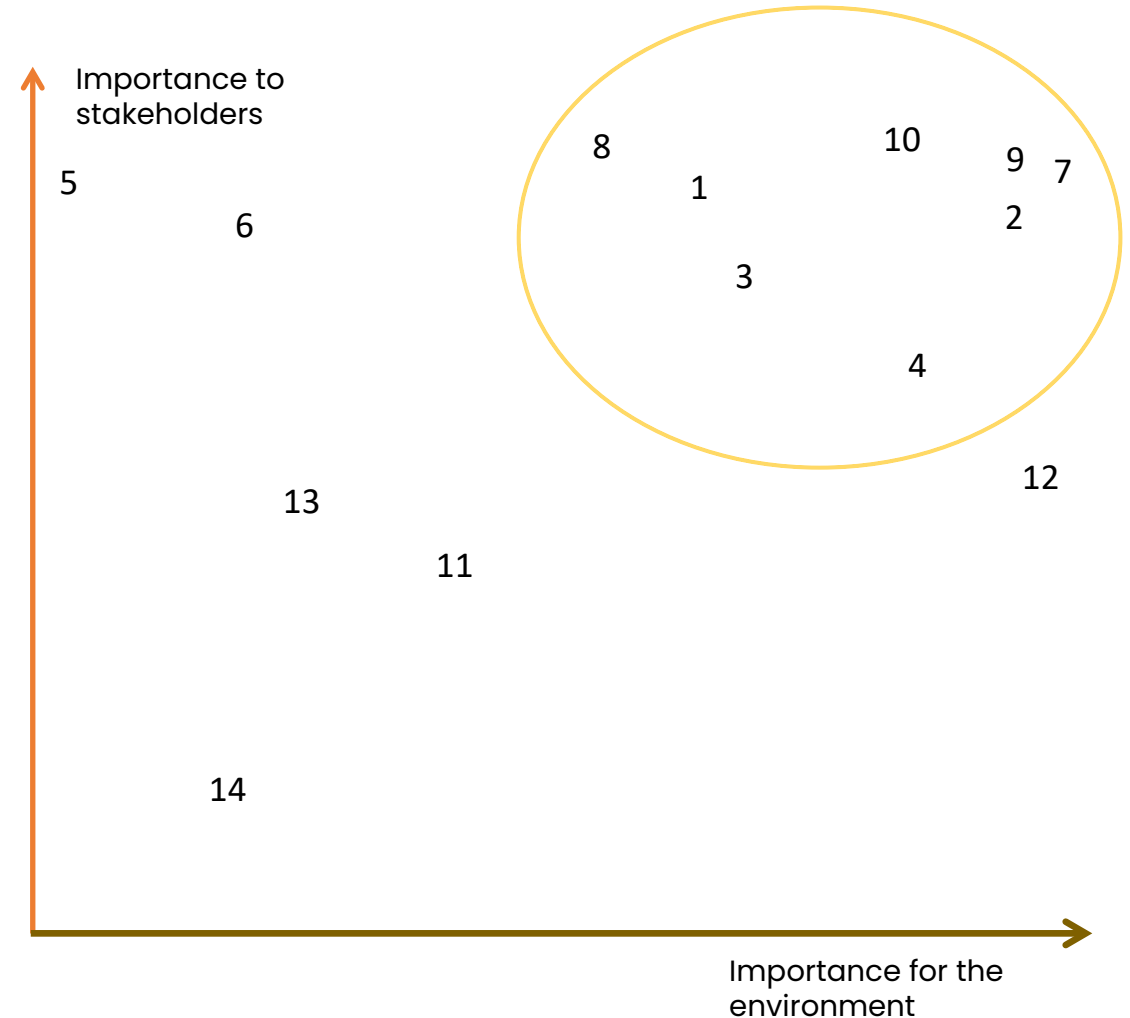
Materiality Analysis

STAKEHOLDER STUDIES

Customer and partner satisfaction with product quality and delivery is monitored through a continuous customer feedback system. The responsibility of raw material suppliers was last assessed in a survey conducted in 2022. Staff satisfaction is measured every two years.

In addition, some key stakeholder representatives were interviewed in connection with the report. In the surveys aimed at stakeholders, the operation of Maustepalvelu has been described as very responsible.

1. Profitable business
2. Sustainability of the supply chain
3. Product development that adds value to customers
4. Anti-Corruption
5. Confidentiality
6. Customer satisfaction
7. Staff wellbeing
8. Personnel competence
9. Occupational safety
10. Product safety
11. Optimization of logistics functions
12. Waste management and recycling
13. Energy-efficient operation
14. Water consumption



Sustainability Themes

Our sustainability report is divided into the four most important sustainability themes, covering all ESG aspects.

With regard to these themes, we defined long-term sustainability objectives. These objectives and the progress, as well as achievements, for 2022 have been presented one theme at a time. In addition, they are listed in the sustainability program objectives (p. 12).

The first theme is social responsibility; the second is products and product development; the third is financial responsibility and governance; and the fourth is environmental responsibility.



RELIABLE PARTNER

- Customer Satisfaction
- Reliable Partner
- Competence and Wellbeing of Personnel
- A Good Partner for the Region And Service Providers



DEVELOPING HEALTHY AND SAFE PRODUCTS

- Health-Promoting Products and Product Innovations
- Product Safety and Quality



STRONG AND FAIR ECONOMY

- Profitable Business
- Sustainability of Procurement Practices
- Responsibility of Raw Material Suppliers



RESPONSIBILITY FOR THE ENVIRONMENT

- Logistics
- Energy Efficiency of the Plant
- Waste Treatment, Recycling, and Waste Reduction
- Carbon Footprint
- Water Consumption

Sustainability Objects

SUSTAINABILITY THEME

RESPONSIBILITY PERSPECTIVE

TARGETS FOR 2020-2025

ACHIEVEMENTS 2022

RELIABLE PARTNER



- Customer satisfaction
- Improving wellbeing and skills at work
- Skilled partner for customers

- Customer satisfaction survey's NPS stays above 50 points
- No error return exceeding 5 (see p. 21)
- Customer promise: maintaining security of supply
- 0 accidents at work
- Raw Material Review – Annual Submission of Market Report
- Improving and increasing communication for staff and customers, such as through newsletters
- Maintaining staff training

- Customer satisfaction survey (2022) NPS figure 58
- One error return above point 5 (see page 21)
- 3 accidents at work
- Delivering a Raw Materials Review and marketing it to customers
- Security of supply for customer deliveries: 99%

DEVELOPING HEALTHY AND SAFE PRODUCTS



- Product safety

- 0 product recalls
- Less than 0.8 error feedback points per 100t production kg
- New equipment purchases
- The "Most Excellent" quality result in Oiva inspections of self-monitoring

- 1 product recall
- In 2022, error return points per kilogram of production were 0.60
- "Good" quality result in Oiva inspection (in 2019)

FAIR ECONOMY



- Profitable business
- Sustainable procurement practices
- Ensuring the social responsibility of suppliers (sustainability of the supply chain)
- Anti-corruption

- Profitable and growing business

- Created by MP's own code of conduct
- Mapped journalists' commitment to social responsibility and corruption prevention

RESPONSIBILITY FOR THE ENVIRONMENT



- Optimization of logistics operations
- Waste management and recycling
- Reducing waste
- Energy efficiency at the plant
- Water consumption

- Container/full car transport: 75%
- Reduction of internal transport
- Energy waste (incl. cardboard) accounts for 80% of total waste
- Quantity of packaging material for manufactured products less than 1.1% per kilogram of manufacture
- Electric energy consumption: 0.13 kWh/ manufacturing kg
- Water consumption 0.5l/ prepared kg

- 71% of transports in full containers
- Energy and cardboard waste accounts for 69% of total waste
- Quantity of packaging materials for manufactured products: 1.3%
- Electric energy consumption: 0.17 kWh/manufacturing kg
- Water consumption: 0.51 l/prepared kg

Reliable
Partner



Customer satisfaction – A Professional Partner

Our customers mainly operate in the food industry, including businesses such as prepared food manufacturers, meat processing plants, dairy companies, and bakeries.

In the food industry, product safety is a basic requirement for all activities. It is also essential for our customers' businesses to ensure fast and secure product delivery, with packaging sizes being appropriate and easy to use.

Product safety and good customer service are dependent on our procurement chain, which is the foundation of our expertise. We monitor changes in the world's taste trends and the availability of raw materials. We help our customers develop new products. We offer our customers a variety of customized flavors and launch dozens of new products every year.

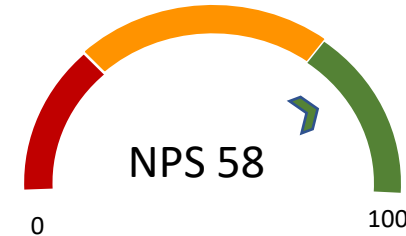
We conduct an extensive customer satisfaction survey biannually, most recently in 2022 and we continuously monitor customer satisfaction through e.g., surveys and meetings.



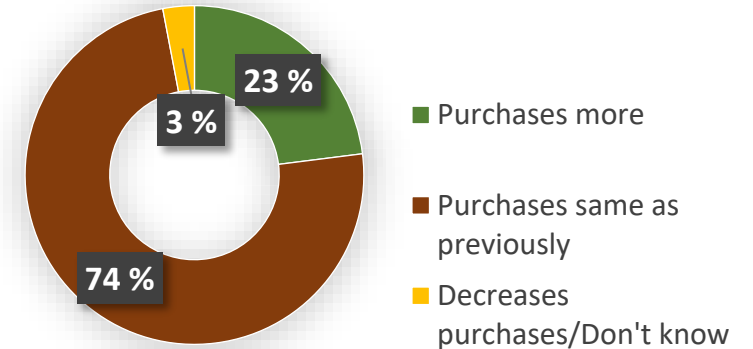
Customers are particularly satisfied with the service orientation of customer service, the reliability of the company as a partner, and the quality of products and services.

Net Promoter Score

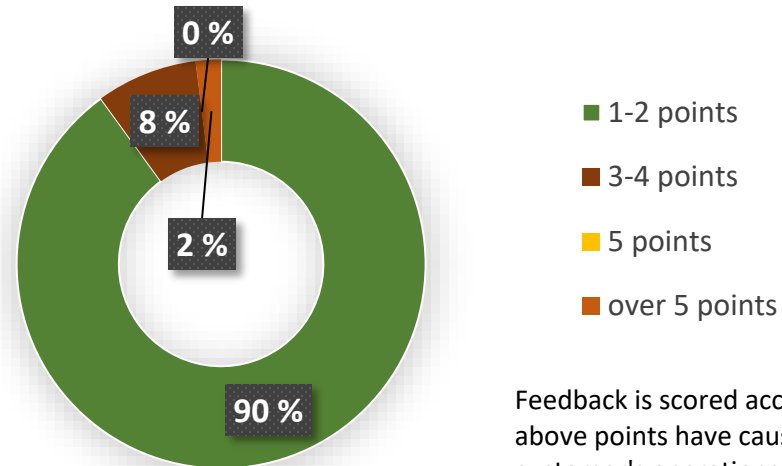
Responses 165



Customer Loyalty

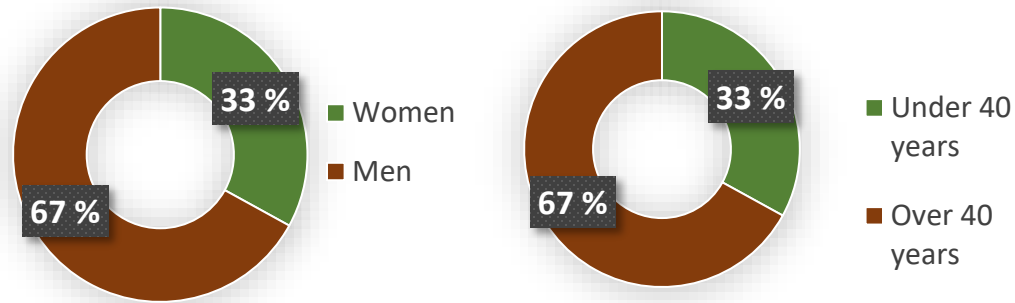


Product Error Feedback Scoring 2022



Feedback is scored according to severity. 5 and above points have caused disruption to the customer's operations. Read more on p. 21.

Competence and Wellbeing of Personnel



Personnel

77

Employees

- 91% of the personnel are full-time
- There have been 30 “near misses” of accidents
- There have been 3 accidents at work
- Sick leave was at 6.8% of the working hours for production workers and at 2.8% for other employees

In developing the wellbeing of our personnel, we invest in good and equitable management and maintaining a safe working environment. The continuous development of employees' skills is also important to us.

The aim is to maintain and improve working conditions, the safety of the individual and the work community, the ability to work and function, and mental wellbeing and safety.

Most of our staff have worked for us for decades, which is why the ageing of employees has become topical. In addition to comprehensive occupational health, we offer the staff sports benefits and additional leave based on the duration of the employment relationship. In addition to physical wellbeing, we develop ways to improve mental wellbeing. We have introduced programs to prevent workplace harassment and substance abuse.

The opinions of the staff are important to us. That is why we have a system of initiatives designed to highlight ideas for staff development.

We conduct an extensive employee satisfaction survey every two years, on the basis of which we develop employee wellbeing at work. The 2021 job satisfaction survey showed that our personnel's job satisfaction is high. Development areas can be found, for example, in the development of work community skills.

Reliable Partner for Service Providers

Maustepalvelu procures services from external service providers for more than € 1 million annually. The company's main external service providers are responsible for the cleaning and logistics of the plant. Cleaning is an important part of production safety in the food company, and smooth cooperation with the cleaning company plays a key role in ensuring high quality of production. ISO 45001:2018



INTERVIEW

We have had a contract to clean the production facilities of Maustepalvelu since 2013. Approximately nine cleaners, service instructors, and service supervisors regularly work on the premises. Cleaning at the production plant requires special expertise, as well as an understanding of the company's operations. Our employees have received RTK-Palvelu's three-step orientation and target-specific orientation by Maustepalvelu's managers. We cooperate with Maustepalvelu's assigned contacts on a daily basis. Cooperation has been open and straightforward.

RTK-Palvelu's values strongly reflect customer-centricity and continuous development. Responsibility, innovation, and caring about employees are important to us.

We are determined to reduce the environmental burden in line with the objectives of our environmental programs. We comply with ISO 45001:2018, ISO 14001:2015 and ISO 9001:2015 standards.

Kirsi Kolehmainen

Head of Unit, RTK-Palvelu Oy (Ltd)

Good Partner for the Region

Maustepalvelu's factory is located in Hämeenlinna in the Kantola industrial area, where it has been located since the 1950s. Over the years, the factory and surrounding properties have been renovated and the functions in many of the buildings changing over time.

Maustepalvelu works closely with HAMK, a local polytechnic institution, and offers summer jobs and internships for students. Many students have also gone on to become permanent employees.

Many other food business operators are located in Hämeenlinna, and the city wants to further develop the food industry cluster.



INTERVIEW

Maustepalvelu and the city of Hämeenlinna have a long history together. From the city's point of view, the cooperation is functional, fruitful, and beneficial for the residents.

Companies that operate on a long-term basis and invest in the region are valuable for employment and vitality in the region. When companies conduct research and development and succeed in the global market, they also create added value for the city and the community. Maustepalvelu Oy is such a company that brings vitality around it.

The food industry sector is essential for Hämeenlinna and companies support each other. The subcontracting chain benefits, and economy of the area prosper. All this has wide-ranging positive effects.



Olli-Poika Parviainen
Mayor of Hämeenlinna

Developing,
Healthy and
Safe Products



Healthy Products and Product Innovations

A pleasant taste is an essential characteristic in food. If the food does not taste good, it ends up being thrown away, and the entire production chain has done unnecessary work, with raw materials wasted.

We constantly research changes in consumer trends and explore them together with our customers. We also publish related communications on our website to help with product development.

Consumers also value healthy and natural food. This also guides the direction of product development and raises the demand for certain raw materials including various fibers and plant proteins, among other things.

We take nutritional and health considerations into account in our product development, and together with our customers, we create healthy products that consumers can safely enjoy.



Trends 2023



THE SUCCESS OF VEGETARIAN FOOD CONTINUES

Interest in one's own well-being and the environmental impact of food will increase the popularity of vegetarian food in the coming years. This increases the demand for vegetable proteins, fibers, starches, and many additives, among others. Maustepalvelu is constantly looking for new ingredients for vegetarian dishes and already offers a comprehensive selection for our customers' needs. Our selection also includes spice mixtures suitable for these.

ACCELERATING MIXING OF DIFFERENT FOOD CULTURES

New flavors are extracted from different food cultures and are increasingly boldly combined: Mexican cuisine with Asian, Japanese with South American, etc. The specialties of small areas are also sought and highlighted.



BBQ IS ALWAYS BUZZING

Primitive ways of cooking fascinate people across food cultures. We are ready to travel far in pursuit of authentic and local flavours, created with various fire and smoke based cooking methods. Latest buzz in flavours are different smoky flavours, including the more special ones, such as mesquite. Simplicity in flavours, visuality and nostalgic experiences are now trending.

Certified Quality and Safety

Our operations meet the requirements of quality, environmental, and product safety standards, which are monitored through internal and external audits.

Incoming batches of raw materials and prepared mixtures shall be sampled for examination in accordance with a risk assessment plan drawn up in advance. The plan also includes continuous monitoring of the cleanliness of production facilities and equipment and continuous maintenance of traceability through the ERP system.

The functionality of self-monitoring is monitored by the local authority with Oiva inspections. Our goal is to earn the "Most Excellent" audit result. Our results are publicly available on our website.

At our factory, we have invested in two new blenders in 2022. In 2023, we will change the production process to further increase product safety (p. 24).


SCORING SYSTEM

We monitor the quality and safety of our products and services with a product feedback scoring system. In this system, a result of more than 5 points has affected the customer's production, and a result of 10 points would indicate a level of severity that interrupted production. There have been no such serious product defects. Error feedback of 5 points and below indicates smaller errors.

Our goal is to avoid any product error feedback of more than 5 points. Another goal is an average of 0.8 points on product error feedback for every 100,000 kilos we produce.

You can find the 2022 scoring and achievements in p. 12 and 14.

Strong and Fair
Economy



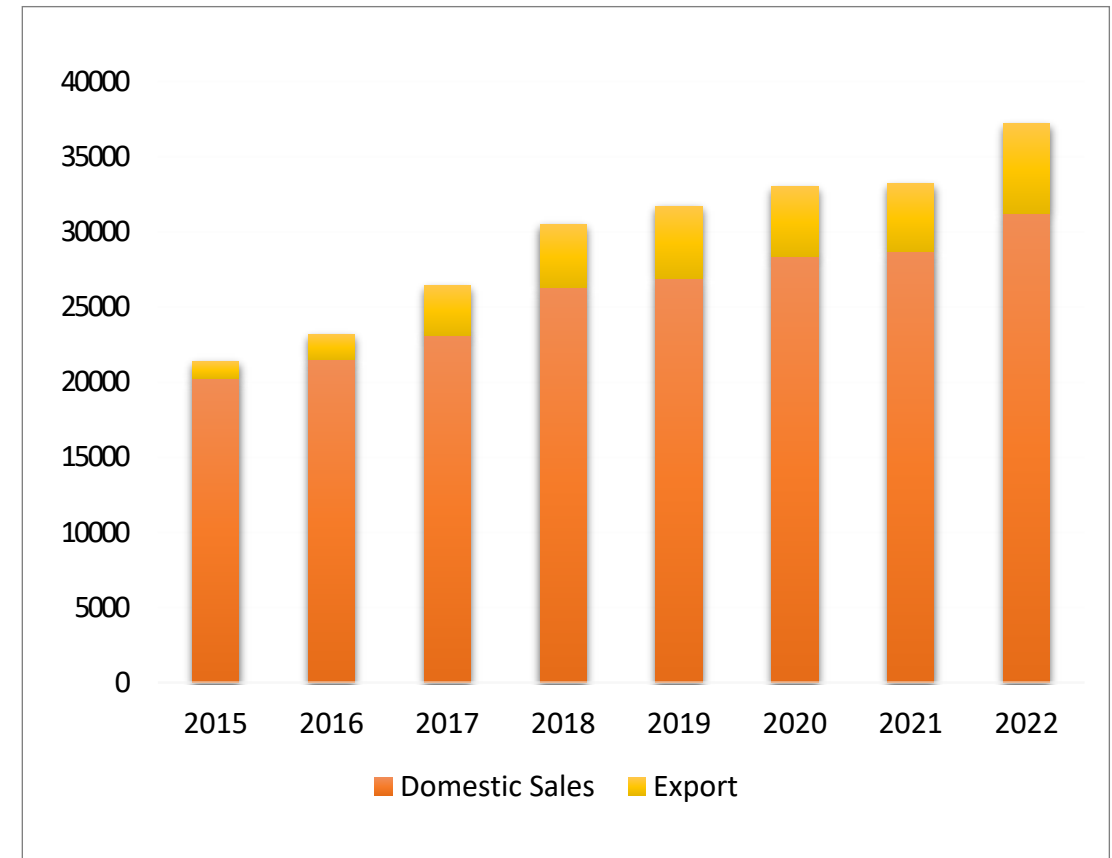
Profitable Business

Profitable business ensures the longevity of the company. Maustepalvelu has been operating a steady and profitable business for 70 years.

In 2022, the turnover of Maustepalvelu was €37.2 million. Net sales rose by approximately 10% from the previous year. 16% of the company's turnover comes mainly from exports to Western Europe. The total value of exports has increased almost fivefold from 2015 to 2022.



Development of sales and exports (t€)



High-Quality Growth with an Investment Plan

Maustepalvelu recently expanded its operations in the Kantola industrial area, where a new logistics and warehouse building was completed August 2021.

The company's operations have grown over the past few years, and the new operating facilities will make operations even more efficient. A warehouse for raw materials and outbound goods can be centralized on the new premises.

The new warehouse is the first part of the company's investment plan, which will continue for 2022–2024. We will continue to invest in growth and qualitative improvements, such by purchasing new mixing equipment and changing the working methods of production.

We want to continue to maintain a high level of quality in our products, which is why we particularly take into account allergens and their contamination management during production. We invest significantly in these matters so that we have the capacity to provide first-class service to our customers as our operations grow.

“We aim for high-quality growth with our customers. Our new investment plan will help us meet growing demands today and, in the future,” says our CEO, Mikko Salonen.

“With the investment plan, we ensure that our business will continue to be of high quality and safety and will continue to be built on our basic pillars: confidentiality, expert-level service, responsibility, and profitability.”



Code of Conduct

Maustepalvelu is part of the [Barentz Group](#), a global distributor of raw materials for the food and pharmaceutical industry. International expertise and networks create unique synergies for our customers and deepen our expertise. Thanks to Barentz, we are able to offer our customers access to the best available raw material solutions.

Barentz's core business values are honesty, transparency, and legality. We expect the same values to be respected from our suppliers as well. We demand that all our suppliers adhere to an ethical policy.

The operating principles take into account environmental responsibility, social responsibility, workers' rights, safety, and business ethics.

We assume that, in all circumstances, local law will be complied with and when local law and regulations are less restrictive than our policy, the supplier must abide by the policies set out in our contracts.

Our policies are based on international agreements such as the UN Principles on Corporate Human Rights Responsibility, ILO conventions of the International Labour Organisation, the Statutes of the Ethical Trade Initiative (ETI), the UN Global Combat Initiative, and the UN Principles for Sustainable Development.

Barentz supplier code of conduct



The Sustainability of Raw Material Suppliers

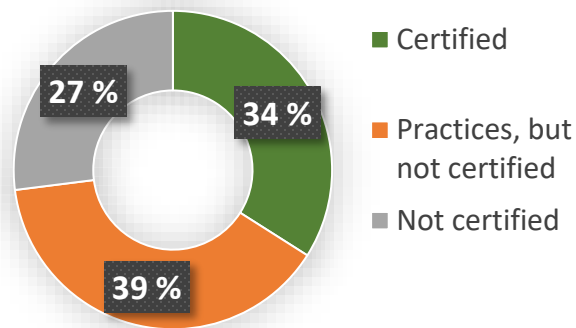
Since 2018, we have surveyed the social and environmental responsibility of our raw material suppliers through supplier surveys. The most recent survey was conducted in 2022. We buy ingredients and packaging materials from a total of 176 suppliers. Some suppliers have production in BSCI countries. As a whole, the responsibility of suppliers has improved, and practically all suppliers already have measures in place to ensure environmental responsibility and product safety. There has also been an increase in monitoring social responsibility.

Ensuring responsibility throughout the entire operating chain is one of the most important sustainability goals for our company..

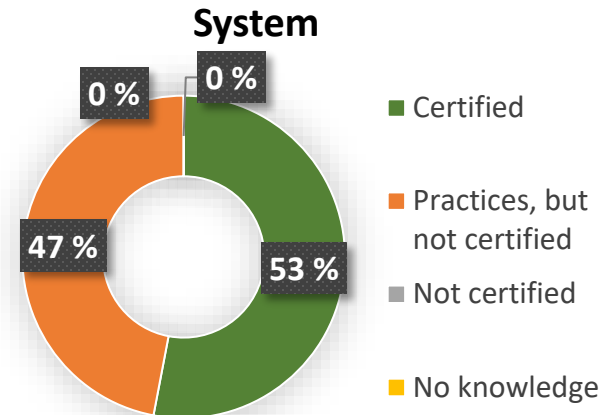
Please read more about Barentz's [Sustainable Sourcing Policy](#).



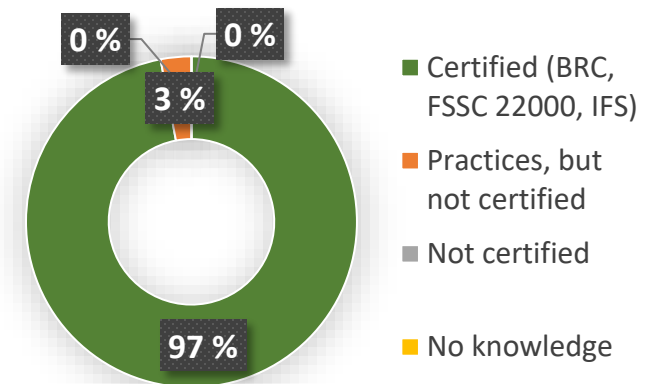
Social Responsibility System



Environment Responsibility System



Product Safety System



Responsibility of the Environment



Management Of The Environmental Program

Maustepalvelu has premises totaling approximately 10,000m², of which approximately 7,500m² is used for production.

The objective of the environmental responsibility measures of Maustepalvelu is to manage energy use at the factory, reduce the amount of waste in the operating chain, and minimize transportation emissions where possible. Solar energy is in the investment program for 2024.

The company has implemented an environmental program based on environmental policy and objectives, which are approved by the Managing Director.

The environmental policy and objectives are audited annually.

The environmental aspects of the spice service are:

- Raw material package waste
- Transport of raw materials
- Packaging materials for products
- Transport of finished products
- Energy use
- Water consumption

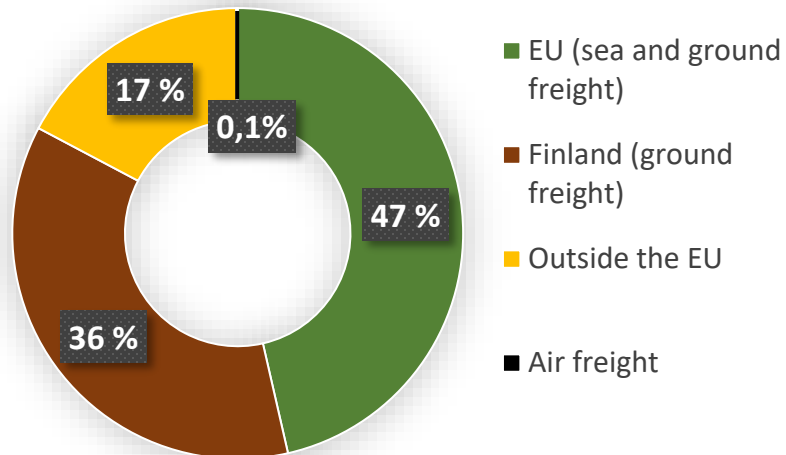


Logistics

Logistical functionality is critical to the company's operations, as the logistics chain extends from import to customer deliveries. The chain has been refined over the years and efforts are being made to reduce the environmental footprint of freight transport. All cargo on ships and on wheels are carried out as fully loaded as possible to increase efficiency. During competitive tendering, the reduction of emissions is taken into account. The aim is that 77% of the shipments will be carried out using the full capacity of the vehicle or container.

Our target is that 77% of transports are carried out using full capacity of the container. In 2022, the outcome was somewhat below the target (71%). Transportation of raw materials accounts for about 90% of the company's carbon footprint.

Distribution of Transport



INTERVIEW

DB Schenker's goal is to be the best environmental expert in the transport and logistics sector and we are committed to the carbon neutrality target by 2040. We utilize green electricity in our 24 warehouse, terminal and office buildings around Finland. We acquired the first fully electric delivery vehicles in early 2021 in Turku and Helsinki, in addition to which we will switch to fully electric pick-up and delivery traffic in the city center of Tampere during 2023. In long-distance heavy-duty transport, we have increased the use of biogas and renewable diesel. By optimizing logistics, we aim to increase occupancy rates and reduce empty driving and unnecessary mileage.

Our Lempäälä terminal, commissioned in summer 2022, is our primary terminal serving Maustepalvelu in Hämeenlinna. We have invested in numerous sustainable logistics solutions in our new terminal. The energy needed to charge the all-electric distribution equipment is obtained from its own solar power plant, except in the winter. The terminal property also utilizes geothermal heat and other sustainable solutions, such as green asphalt, LED lighting and inflatable sealed pockets. You can read more about our environmental work in our [Pulse blog](#).

Saara Pellikka
Sales Manager, Schenker Oy

Energy Consumption

The total energy consumption of the factory is 1268 MWh and the production plant uses only wind energy. Electricity is supplied by Ilmatar Oy. The factory is not connected to the district heating network; heat energy is produced with electricity and air-to-water heat pumps.

In 2022, the company's energy consumption in relation to the production kilogram was 0.17 kWh. Energy use is most affected by winter weather conditions. In 2022, energy consumption per kilogram of production was higher than the target.

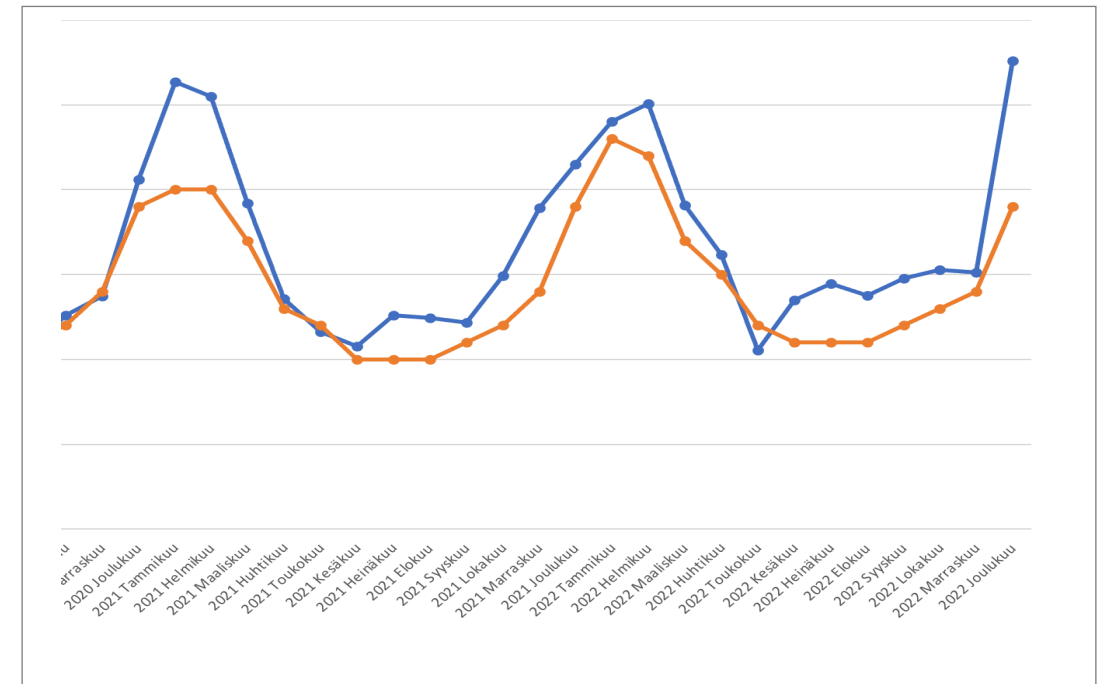
The company does not own any transport equipment. The company's three leasing cars drove a total of about 140,000 kilometers.

Electricity consumption

The attached graph shows in blue the ratio of consumed energy compared to the finished product.

The orange line indicates the consumption goal.

Our goal in 2022 is to consume only 0.13 kWh of energy per kilogram of manufactured product.



Use of electrical energy kWh/manufacturing kg 2020–2022

Transition To Wind Energy

In August 2021, Maustepalvelu switched to utilizing only wind energy in its electricity use. At the same time, we fulfilled one of our important sustainability goals: managing our energy consumption.

Switching to wind power has many positive effects on Maustepalvelu, as the company also utilizes electricity in heating.

"Spices are a small, but at the same time very essential, part of food. In order to get rid of fossil energy sources once and for all, each of us must play our part," says Mikko Salonen, Managing Director.

Ilmatar, the energy company that produces wind power, has granted us a wind power certificate.



Water Consumption

Maustepalvelu operates in an area where water availability, including pollution in general, is not a topic of any consequence. During production, our water consumption is very low. Water is mainly used for washing and cleaning.

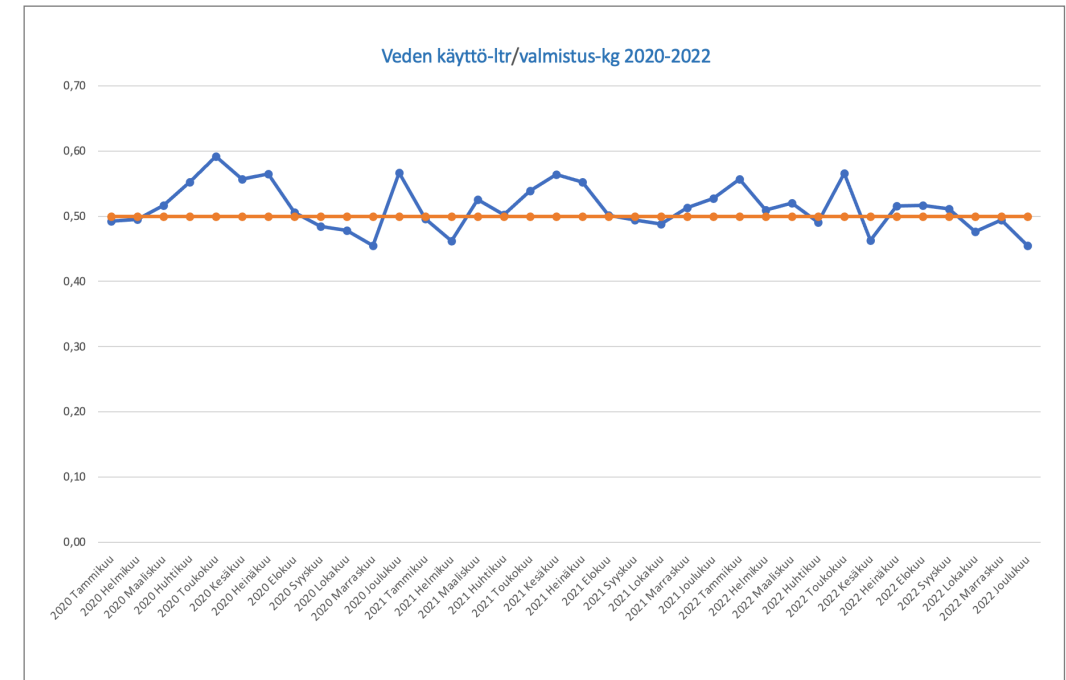
The water used is obtained through the municipal water supply network, and the wastewater is discharged to the municipal wastewater plant. Relative to the production volume, water consumption was approximately 0.5 l/unit of production.

In 2022, the water consumption was controlled more accurately thanks to the new mixers, which have a washing system that reduces the need for mechanical washing.

Water use 2020–2022

The attached graph shows in blue the ratio of water consumed compared to the finished product produced.

The orange line indicates the goal.



Water use per liter/manufacturing kg 2020–2022

Carbon Footprint

The carbon footprint of Maustepalvelu consists of the transport of raw materials, electricity consumption, waste treatment, and business travel.

The company switched to wind power in August 2021 and is currently exploring the possibilities of utilizing solar energy as well.

The company has offset some of the carbon emissions from transportation. Offsetting has not been taken into account in the carbon footprint calculations.

In proportion to the kilograms produced, the emissions are 6.1 gCO₂eq / kg sold (production volume 7.3 million kg).



Carbon footprint 2022

457,9 tCO₂-eq

Starting data for the calculation of the carbon footprint

The CO₂ emissions of Maustepalvelu have been calculated in accordance with the GHG Protocol standard.

- There is no direct source of CO₂ emissions (Scope 1), as the company does not use thermal energy; the heat is produced with electricity using air-to-water heat pumps. The company also does not have its own transportation equipment.
- There is no CO₂ emissions of purchased electricity (Scope 2).as company uses only wind energy.
- Indirect CO₂ emissions (Scope 3) include transport and cargo purchased from third parties, the use of company cars, business travel, and waste management.
- Freight and transport include shipments of raw materials to the production facility.
- Customer shipments of finished products are excluded.
- Transports of finished products are excluded.
- Indirect emissions of wind energy excluded

SCOPE 2	Quantity	Unit	CO ₂ emissions (kg-eq.)	Share of emissions %
Electricity (wind, operation)	1268091 ¹⁾	kWh	0	0 %
SCOPE 3				
Transports and freight	604,1 ²⁾	tKg	409520,0	89 %
Leasing car benefit	3)	3)	20240,0	4 %
Waste management	182,8 ⁴⁾	tKg	28194,5	6 %
TOTAL CO₂ (kg-eq.)			457 548,2	

1) According to the Environment Agency, the indirect (Scope 3) emissions of wind power are calculated at 11 kg/MWh. Indirect emissions of wind power are excluded.

2) Transports include the transport of raw materials from the original source to the production factory (well to wheel, EU and non-EU). Transport kilometers and CO₂ emissions are reported in the transport companies' reports. Customer transports of finished products are excluded.

3) The company has 3 staff leasing cars that consume diesel and have been driven 140,000 km.

4) The company has recycled 182,8 t of waste in 2021, of which energy waste and cardboard account for 69.4%.

Waste Treatment, Recycling, and Waste Reduction

Packaging waste—such as cardboard, paper, plastic, wood, and metal—is sorted at the company's production facility. The aim is to recycle waste as much as possible and use rest of the waste in energy production in order to minimize the amount that goes to the landfill.

Contracts demand raw materials suppliers provide information on packaging materials. Our goal is to avoid purchasing raw materials packaged in metal containers whenever other packaging material options are suitable (without negatively affecting the quality of the raw material). Metal extracts are not suitable for metal collection due to the residues that remain. An important part of the company's customer service focus is tailoring the composition and packaging size of the products to suit our customers' production facilities.

This approach increases the consumption of plastic packaging materials to some extent. However, in each batch of products, the amount of plastic packaging material used is optimized to control unnecessary packaging waste.

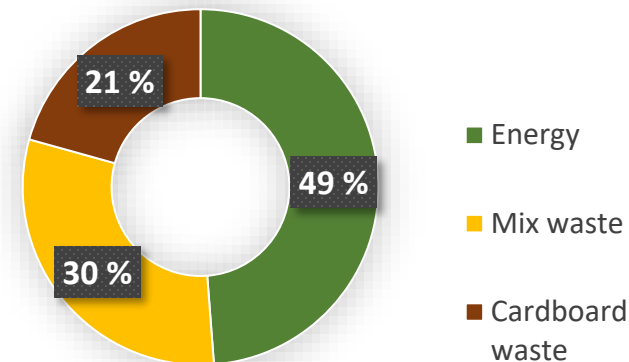
The company monitors the amount of waste in relation to the production volume. In 2022, a total of 174 280 kilos of waste was generated, which corresponds to 2.5 per kilogram of production of the plant.

The amount of mixed waste decreased in 2022.

2023 targets:

- Reduce waste by 2.3% per kilogram of manufacturing
- Improve clear plastic and cardboard collection
- Use raw materials more pedantically and reduce the waste of the raw materials

Waste recycling 2022





15 April 2023, Hämeenlinna

This sustainability report follows the practices of the GRI Sustainability Reporting Standard. The report was produced by Outi Toivanen-Visti/ Jevdokia Oy for MP-Maustepalvelu Oy (Ltd).